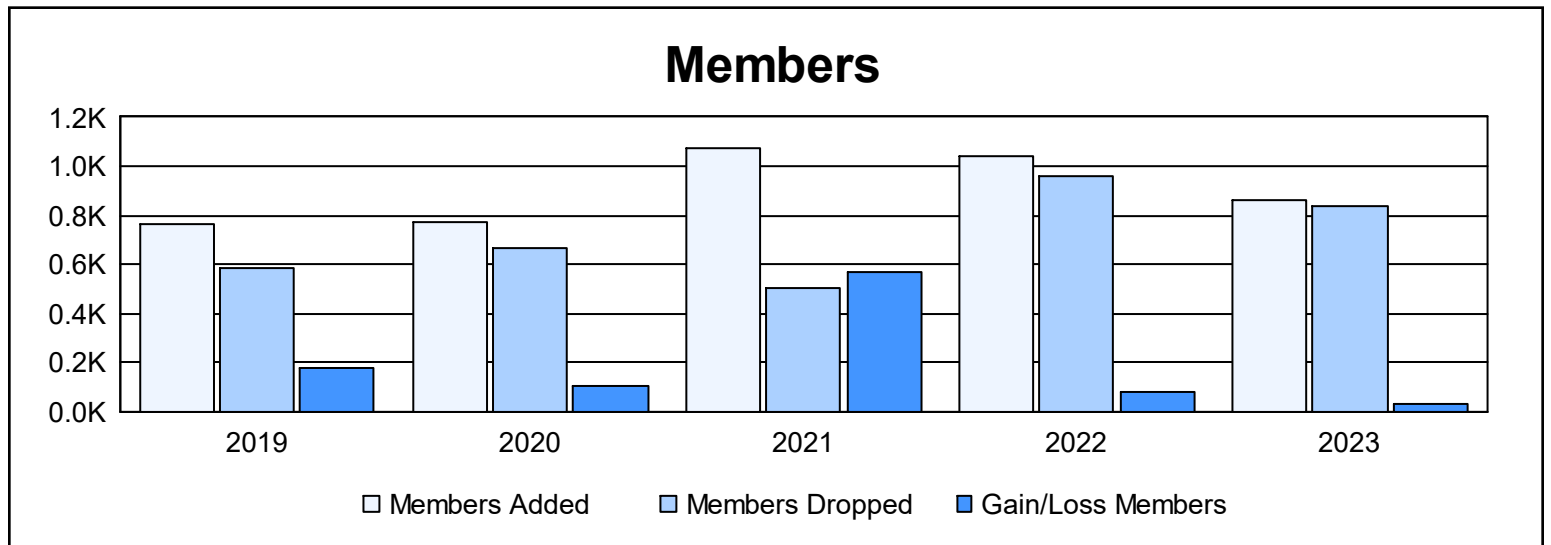
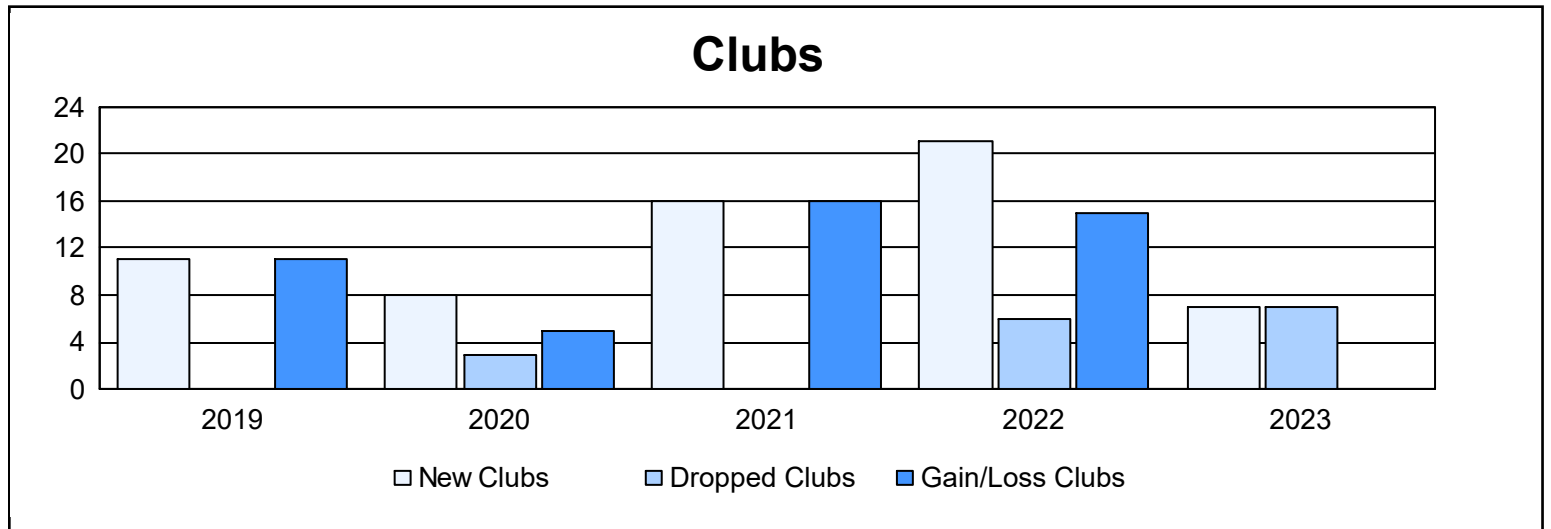
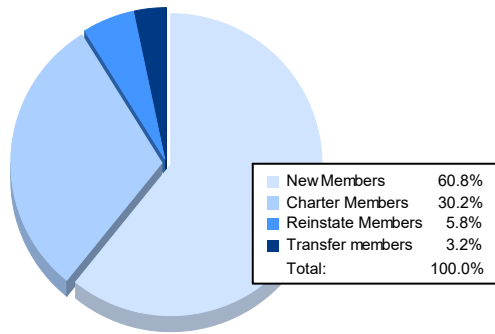


| Year | New Clubs | Dropped Clubs | Gain/Loss Clubs | New Members | Charter Members | Reinstate Members | Transfer Members | Total Member Added | Total Members Dropped | Gain/Loss Members |
|----------------|-----------|---------------|-----------------|-------------|-----------------|-------------------|------------------|--------------------|-----------------------|-------------------|
| 2018-2019 | 11 | 0 | 11 | 370 | 362 | 13 | 15 | 760 | 582 | 178 |
| 2019-2020 | 8 | 3 | 5 | 519 | 210 | 20 | 22 | 771 | 666 | 105 |
| 2020-2021 | 16 | 0 | 16 | 618 | 413 | 25 | 15 | 1,071 | 506 | 565 |
| 2021-2022 | 21 | 6 | 15 | 464 | 537 | 16 | 23 | 1,040 | 961 | 79 |
| 2022-2023 | 7 | 7 | 0 | 526 | 261 | 50 | 28 | 865 | 836 | 29 |
| Average | 13 | 3 | 9 | 499 | 357 | 25 | 21 | 901 | 710 | 191 |



Membership Composition June 2023 Cumulative



Gender Composition June 2023 Cumulative

